

Driving in Japan for the First Time

Let's take
a look!



① Basic Rules for Drivers (Part1)

② Basic Rules for Drivers (Part2)

③ Types and Meanings of Traffic Signs

④ What to Do After a Car Accident

January 2025

Traffic Administration Division, Traffic Bureau, Tokyo Metropolitan Police Department

①Basic Rules for Drivers (Part1)

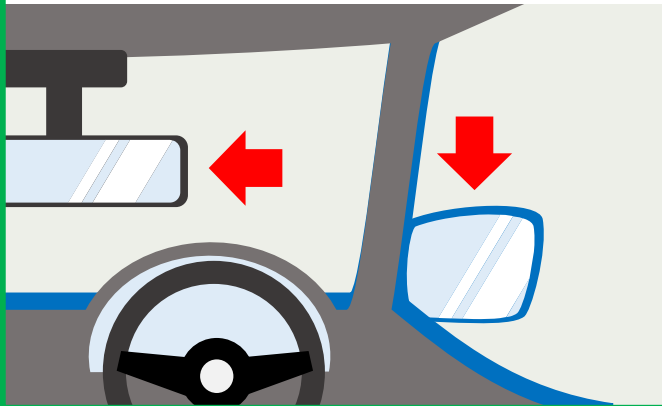
Make sure you have the correct type of license needed to drive the vehicle.



You should not drive if you are sleep-deprived or sick.




Your rear-view and side-view mirrors should be adjusted to minimize blind spots.



You should adjust your seat so you can reach and completely depress the brake pedal.

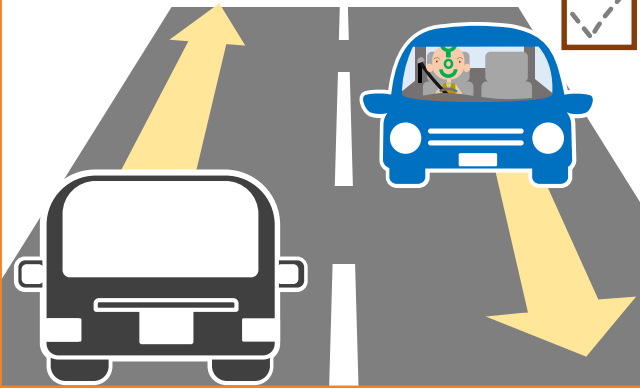


All passengers and drivers must wear a seat belt at all times.
Children are required to use a child seat.



②Basic Rules for Drivers (Part2)

You must keep to the left side of the road.



You must carry your driver's license when driving.



Pedestrians using crosswalks have the right-of-way over vehicles. When pedestrians are crossing or attempting to cross the crosswalk, you must stop at the stop line.



These signs indicate a crosswalk ahead.

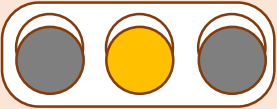
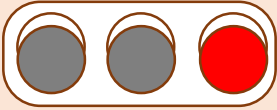
Never cross solid yellow lines .



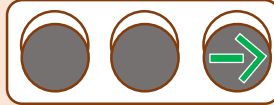
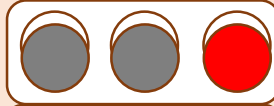
If you are turning right, the oncoming vehicles have the right-of-way.



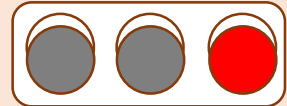
Stop at red or yellow lights.



You can proceed in the direction indicated by the green arrow even if there is also a red light.



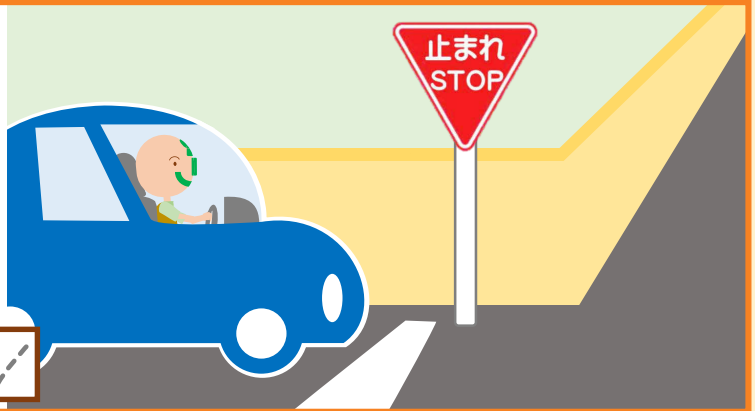
You may turn right.



You may go straight or turn left.



You must come to a complete stop immediately before the stop line or the stop sign, and scan the area for potential hazards.



Drunk driving is illegal.



If you've had a lot to drink on the day before, you may still be under the influence of alcohol.



Do not use your mobile phone while driving.



Drivers must obey all traffic signs.




Examples of traffic signs are listed on the next page.


③Types and Meanings of Traffic Signs



Pedestrians only





Designated direction(s) only





One way





No parking



No parking or stopping



No U-turns



No entry

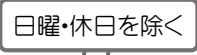



Maximum speed

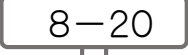



Stop before proceeding

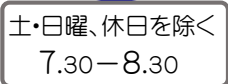

Examples of auxiliary signs




No entry except for Sundays and holidays



Only designated direction permitted (Restriction applies from 8:00am to 8:00pm)




Pedestrians only except weekends and holidays (Restriction applies from 7:30am to 8:30am, on weekdays)



④What to Do After a Car Accident


If you hit a property, . . .



. . . immediately report the accident to the police (dial 110).



If you hit a vehicle, . . .



. . . immediately report the accident to the police (dial 110).



If you hit a pedestrian, . . .



. . . immediately report the accident to the police (dial 110).



Fleeing the scene of an accident may result in criminal punishment.



If anyone is injured, call 119 for an ambulance. Providing first aid should be your top priority.

